



Research Article

AN ETHNOBOTANICAL AND FOLKLORE STUDY OF MEDICINAL PLANTS IN ETURNAGARAM
WILDLIFE SANCTUARY AND MALLURU FOREST, TELANGANA

Sridhar Anishetty^{1*}, Nikhitha Nellutla², Sateesh Suthari³, Merugu Shirisha⁴, A.V. Vasanthi⁵

¹Associate Professor, Department of Dravyaguna, ²Final year Student, Anantha Laxmi Govt Ayurvedic Medical College, Warangal, Telangana, India.

³Assistant Professor, Department of Botany, Vaagdevi Degree & PG College (Autonomous), Hanamkonda, Warangal, Telangana, India.

⁴Associate Professor, Dept. of Prasuti Tantra Stree Roga, Anantha Laxmi Govt Ayurvedic College, Warangal, Telangana.

⁵Professor, Dept. of Dravyaguna, Anantha Laxmi Govt Ayurvedic College, Warangal, Telangana, India.

Article info

Article History:

Received: 20-07-2025

Accepted: 18-08-2025

Published: 15-09-2025

KEYWORDS:

Ethnobotany,
Folklore Medicine,
Ayurveda,
Telangana,
Biodiversity
Conservation,
Medicinal Plants.

ABSTRACT


Ayurveda is rooted in plant-based healing traditions, many of which are still practiced among tribal and rural communities in India. Yet, this knowledge is under threat due to deforestation, modernization, and decline in intergenerational transfer. Ethnobotanical and folklore surveys are essential for documentation, conservation, and providing scientific leads for pharmacological validation. **Aim and Objectives:** **Primary objectives:** (i) To document the indigenous knowledge of local communities regarding medicinal plants. (ii) To identify and catalogue medicinal plant species with reference to forest type and canopy structure. **Secondary objectives:** (i) To identify and geo-tag rare and endangered species. (ii) To assess their conservation status. (iii) To explore their potential for modern medicine and sustainable livelihoods. **Materials and Methods:** Fieldwork was carried out in eight tribal villages using participatory rural appraisal, semi-structured interviews, and guided field walks. Twenty-five folklore healers (aged 40–75 years) provided information on plant names, parts used, preparation methods, and therapeutic indications. Data were validated through photographs, herbarium specimens, and conservation status as per IUCN and national references. **Results:** A total of 212 medicinal plant species (165 genera and 69 families) were documented, of which 99% were angiosperms. Growth forms included trees (88), herbs (62), climbers (49), and shrubs (13). About 94% were indigenous, with Fabaceae (27 spp.), Malvaceae (10), and Amaranthaceae (8) as dominant families. Thirty-three species were regularly used, with 15 most frequently applied, mainly for scorpion and insect bites, wound healing, and bone fractures. Applications were chiefly for human medicine (90%), with limited veterinary (8%) and dual (2%) use. **Conclusion:** The study establishes a baseline inventory of ethnomedicinal and folklore plants in the region. It underscores the need for phytochemical validation, digital archiving, and youth engagement. Community-led conservation and integration with Ayurveda can safeguard biodiversity and strengthen future drug discovery.

INTRODUCTION

Human societies have always shared a close relationship with plants, using them for food, shelter, rituals, and especially for medicine. The term ethnobotany, introduced by William Harshberger in 1895, refers to the study of the interactions between people and plants, encompassing both material and

cultural aspects. While modern science has advanced rapidly, traditional plant-based knowledge remains the foundation for many pharmacological discoveries. In India, this legacy is deeply embedded in Ayurveda, Siddha, Unani, and local folklore traditions, making the study of ethnobotany crucial for linking cultural heritage with modern healthcare.^[1]

Ethnobotany goes beyond mere documentation of plants; it explores food, fibers, dyes, household uses, and even magico-religious associations. Folklore medicine, a vital branch of ethnobotany, represents orally transmitted knowledge that reflects centuries of trial, error, and observation. Unlike structured systems

Access this article online	
Quick Response Code	
	https://doi.org/10.47070/ijapr.v13i8.3816
Published by Mahadev Publications (Regd.) publication licensed under a Creative Commons Attribution-NonCommercial-ShareAlike 4.0 International (CC BY-NC-SA 4.0)	

such as Ayurveda, folklore medicine thrives in tribal and rural contexts, adapted to local ecology and community needs. It includes both abstract dimensions- beliefs, taboos, sacred groves- and concrete applications, such as decoctions, pastes, and powders used in everyday healing practices.^[2]

Globally, the World Health Organization estimates that 70–75% of the population in tribal and rural areas depend on medicinal plants for primary healthcare. India, with over 45,000 plant species, is among the richest centers of ethnobotanical knowledge. Around 500 plant species are in routine use by Ayurveda practitioners and industry. Since the 1950s, ethnobotanical research in India has intensified, covering regions from the Himalayas to the Western Ghats. Yet, significant regional gaps remain, particularly in areas where tribal communities possess rich but undocumented plant wisdom.^[3]

Eturnagaram Wildlife Sanctuary and Malluru Forest in Telangana form one such ethnobotanical hotspot. Situated near the borders of Telangana, Maharashtra, and Chhattisgarh, these forests are rich in biodiversity, sustained by the river Godavari and seasonal streams. The sanctuary covers about 806 km² of tropical dry deciduous forest, while Mallur Gutta, with 197 hectares, is a designated Medicinal Plant Conservation Area (MPCA). Tribal groups such as the Koyas, Nayakpods, Chenchus, and Lambadas inhabit this region and are custodians of valuable medicinal knowledge.^[4]

Despite this richness, only limited documentation of the ethnomedicinal practices of these tribes has been carried out. Previous studies have focused on botanical listings without highlighting Ayurvedic nomenclature, Sanskrit correlations, or therapeutic interpretations.^[4,5] Traditional healers, locally called folklore healers, hold vast oral knowledge of plant usage, particularly for conditions like scorpion and insect bites, fractures, and skin ailments. However, modernization, deforestation, and cultural shifts have weakened knowledge transfer to the younger generations, putting this intangible heritage at risk.^[6]

The present ethnobotanical and folklore study was designed to fill this gap by documenting, cataloguing, and analyzing the medicinal plants used by tribal communities and folklore in Eturnagaram and Malluru regions.^[7] It emphasizes both the scientific aspects- such as species identification, conservation status, and usage patterns- and the cultural aspects, including folklore beliefs and oral traditions.^[8] By integrating field surveys with literature review, the study seeks to create a baseline record that will aid in biodiversity conservation, strengthen Ayurveda education, and provide leads for future pharmacological research.^[9]

AIM AND OBJECTIVE

Objectives of the Study

Primary objectives

1. To document the indigenous knowledge of local communities regarding the use of medicinal plants.
2. To identify and catalogue the medicinal plant species found in the study area along with the type of forest and canopy structure.

Secondary objectives

1. Identification of rare and endangered species in the area and to geo-tag them.
2. To assess the conservation status of medicinal plants found in the area.
3. To explore the potential of these plants for modern medicine and sustainable livelihoods.

Methodology

Field trips were conducted in the ethnic villages of Eturnagaram Wildlife Sanctuary and Mallur Forest area to document traditional botanical knowledge. Prior informed consent was obtained from tribal communities before data collection. Semi-structured interviews were conducted with folklore healers and community members, and the results were later tabulated and analyzed using standard ethnobotanical methods.

Study Area

Eturnagaram Wildlife Sanctuary– Located in Mulugu District, Telangana; spread over 806 sq. km of tropical dry deciduous forest, rich in biodiversity with trees, shrubs, climbers, and creepers.

Mallur Gutta (Hill)– Located near “Hemachala Laxmi Narasimha Swamy” temple; moist deciduous and dry deciduous forests with grasslands; declared MPCA in 1999–2000, covering ~197 hectares.

Climate: Tropical, temperature 15–45°C, annual rainfall ~1180 mm.

Communities: Mainly Koya and Gond tribes, custodians of rich medicinal plant knowledge.

Data Collection Methodology

Permissions: Obtained from the Principal (A.L. Govt. Ayurvedic Medical College, Warangal) and local Forest Department.

Field Visits: Conducted 3 visits. First visit for permission and trust-building, second and third for interviews and plant collection.

Community Engagement: 8 villages visited out of 18; 25 folklore healers interviewed (both genders). Prior Informed Consent (PIC) was obtained.

Data Collection: Surveys, interviews, plant identification, field observations, geo-tagged photography, herbarium specimen collection.

Villages covered: Kondaparthi, Lavvala, Tadwai, Chalpaka, Manasapalle, Sarvai, Teegalvai, Yellapuram.

Data Analysis

Botanical Identification: With the help of Floras and field knowledge plants categorized by species, family, habit, nativity, and ethnomedicinal value.

Qualitative & Quantitative Analysis: Family Use Value (FUV) calculated based on number of species used in the study area.

Documentation: Data tabulated family-wise with Sanskrit names.

Conceptual Study

Overview of Data Collected

During the field survey conducted across eight tribal villages of Eturnagaram Wildlife Sanctuary and Malluru Forest, a total of 212 medicinal plant species were identified and documented.^[10] These species belonged to 165 genera and 69 families, angiosperms forming the predominant group (99%), and a minimal contribution from ferns. The study successfully catalogued trees, shrubs, herbs, climbers, and creepers, reflecting the floristic diversity of the region.^[11,12] Local folklore healers provided a detailed useful information on plant names, parts used, preparation methods, and therapeutic applications, supported by geo-tagged photographs and herbarium specimens.^[13]

Demographic Data of Informants

The documentation process engaged 25 folklore healers (15 males and 10 females) from eight villages. Informants were aged between 40–75 years, with each village having at least one practicing healer. The communities represented in the study included Koyas, Nayakpods, Chenchus, and Lambadas, who rely on oral traditions to preserve and transmit ethnomedicinal knowledge. The demographic spread revealed that most informants were elderly, highlighting the risk of knowledge loss if not transferred to younger generations.^[14]

Plant Families and Species Distribution

The analysis showed Fabaceae as the most dominant family with 27 species, followed by Malvaceae (10 species), Amaranthaceae (8 species), and Asteraceae (7 species). Euphorbiaceae, Combretaceae, and Rubiaceae contributed six species each. In terms of habit, trees accounted for the largest group (88 species), followed by herbs (62 species), climbers (49 species), and shrubs (13 species). This distribution indicates a strong reliance on perennial tree-based resources along with seasonal herbs and climbers for healthcare needs.^[15]

Patterns of Usage

Out of 212 species, 33 were found to be commonly used across villages, and 15 species emerged as the most frequently applied in remedies.

The therapeutic focus of tribal communities was mainly practical and survival-oriented: scorpion and insect bites, wound healing, bone fractures, fever, cough, diarrhea, and skin diseases were the leading categories. Usage distribution indicated that 90% of plants were employed in human medicine, 8% in veterinary healthcare, and 2% for both purposes. Interestingly, several species used by tribals are considered weeds by farmers, showing a divergence between local ethnomedicinal and agricultural perspectives.^[16]

Preparation and Administration of Remedies

The folklore healers employed simple yet effective preparation methods, including decoctions, pastes, juices, powders, and infusions. Plant parts used most frequently were leaves, followed by roots, bark, fruits, and seeds. Remedies were administered orally, topically, or through inhalation depending on the ailment. For example, *Barleria prionitis* was used for scorpion bites, *Andrographis paniculata* for fever, *Nyctanthes arbor-tristis* for bone fractures, and *Gymnema sylvestre* for diabetes. Some plants, such as *Cissus vitiginea* and *Coccinia grandis*, were multipurpose, being used for both food and medicine.^[17]

Conservation Status

Of the 212 plants documented, the majority (about 200 species) were listed as Least Concern (LC) according to IUCN and Botanical Survey of India data. Only 2–3 species were categorized as invasive, with no endangered or critically threatened species observed during the survey. However, field observations indicated localized decline of certain species due to deforestation, water scarcity, and unsustainable extraction. Sacred groves such as Mallur Gutta still function as micro-conservation zones, preserving species diversity through cultural taboos against tree felling.^[4,18]

Cultural and Oral Transmission of Knowledge


The ethnobotanical knowledge observed in these villages is predominantly oral and linked with cultural beliefs, rituals, and local folklore. Healers emphasized that botanical knowledge was traditionally passed within families or through apprenticeships, without written records. Ritualistic practices, including plant collection during specific lunar phases or offering prayers before harvesting, were commonly noted. However, modernization, urban migration, and allopathic health programs have reduced the practice and transmission of such traditions, particularly among younger members of the community.^[4,19]



Plumbago zeylanica L.



Strychnos nux-vomica L.



Terminalia bellirica (Gaertn.) Roxb.



Hybanthus enneaspermus (L.)
F.Muell.



Terminalia arjuna (Roxb. ex DC.)
Wight & Arn.



Woodfordia floribunda Salisb.



Chloroxylon swietenia DC.



Strychnos potatorum L.f.




Alangium salviifolium (L.f.)
Wangerin



Senna alata (L.) Roxb.



Operculina turpethum (L.) Silva Manso



Heliotropium indicum L.



Naringi crenulata (Roxb.) Nicolson



Cordia dichotoma F.Forst




Bombax ceiba L.



Bauhinia racemosa Lam.



Ficus hispida L.f.



Mallotus philippensis (Lam.) Muell.-Arg.



Alternanthera sessilis (L.) R.Br. ex DC.



Paederia foetida L.




Mangifera indica L.



Streblus asper Lour.



Bauhinia vahlii Wight & Arn.



Bauhinia vahlii Wight & Arn.



Aerva sanguinolenta (L.) Blume



Anodendron paniculatum A.DC.




Calotropis gigantea (L.) Dryand.




Milusa tomentosa (Roxb.) J.Sinclair



Careya arborea Roxb.




Lagerstroemia parviflora Roxb.



Morinda pubescens Sm.



Ficus virens Aiton




Wrightia arborea (Dennst.) Mabb.



Flemingia macrophylla (Willd.) Merr.




Osbeckia stellata Buch.-Ham. ex Ker Gawl.



Holorrhena pubescens Wall

Research team with the tribal inhabitants at different villages in the study area







OBSERVATION AND RESULT

Overall, the tribal community in the study area in all the 8 villages were taken into consideration for both in the folklore remedies and for identification of the medicinal plants. A total of 212 different plant species were listed as medicinal plants from tribals across all these 8 villages. These were predominantly angiosperms (99%) and one or two were ferns. The species used are almost all indigenous (94%) with the few exotics being either planted or naturalized. There were all kinds of habit like trees, shrubs, herbs, climbers and creepers, which were identified with medicinal values. The demographical data as mentioned in the Table 1 shows that folklore healers consisting males and females, who are aged between 40–75 years. All the villages were having atleast one folklore healer in the village. Detailed folklore data is mentioned in Table 5. Each village was consisting around 70-100 members and primary folklore usage of medicinal plants was for scorpion bites, insect bites, wound healing and healing of bone fractures.^[20]

Table 1: Demographic information of tribal informants from 8 villages within or near Eturnagaram Wildlife Sanctuary, Telangana and number of informants

S.No.	Village Name	Gender	Number of informants	Age (Years)
1	Kondaparthi	Male	2	60, 65
		Female	1	47
2	Chalpaka	Male	4	40, 45, 50, 75
		Female	1	35
3	Manasapalle	Male	1	56
		Female	2	50, 40
4	Tadwai	Male	1	55
		Female	1	70
5	Teegalwai	Male	2	40, 45
		Female	1	50
6	Ellapuram	Male	2	70, 60
		Female	1	50
7	Lavvala	Male	1	70
		Female	1	40
8	Sarvai	Male	1	65
		Female	3	45, 50, 55

Family-use Index: An index was prepared to identify the top five plant families which offer the most to the medicinal plants cognitive domain of the ethnic inhabitants of the 8 villages amongst 212 plants.^[21]

1. Fabaceae / Leguminosae – 27 plant taxa
2. Malvaceae – 10 plant taxa
3. Amaranthaceae – 8 plant taxa
4. Asteraceae – 7 plant taxa
5. Euphorbiaceae, Combretaceae, Rubiaceae – 6 plant species each

Table 2: Description of Families, Genera, Species and Habit of the plants

S.No.	Description	Numbers
1.	Family	69
2.	Genera	165
3.	Species	212
4.	Herbs	62
5.	Shrubs	13
6.	Climbers	49
7.	Tress	88

The present study found that the local people are using both indigenous and exotic species. Most of the species used are by the tribals are considered as weeds by regular farmers. It is observed during the study that the tribals were using these plant species for both humans and their pets (veterinary), around 90% human usage, 8% veterinary and 2% for both. A detailed presentation is made in Table no.3, where in, the available sanskrit name, botanical name, family name, vernacular or local name, habit, ethnobotanical usage and conservation status of the plants were mentioned. Out of 212 plant species only 2-3 plants were under invasive category of conservation and all the other is of under Least concern.^[22]

Table 3: Ethnobotanical Inventory of Medicinal Plants of the study area

S.No.	Sanskrit Name	Botanical Name	Family Name	Vernacular Name	Habit	Ethnobotanical Use	IUCN/ BIS Status
1	<i>Sarahattika/ Nadekanta</i>	<i>Acmella paniculata</i> (Wall. Ex DC.) R.K.Jansen	Acanthaceae	<i>Chinna akkala karra</i>	Herb	Toothache (FI)	LC
2	<i>Kalamegha</i>	<i>Andrographis paniculata</i> (Burm.f.) Wall. ex Nees	Acanthaceae	<i>Nela vemu</i>	Herb	Dyspepsia, Fever (Wh)	LC
3	<i>Saireyaka</i>	<i>Barleria prionitis</i> L.	Acanthaceae	<i>Vajra danthi, Mulla gorinta</i>	Herb	Scorpion bite (R)	LC
4	<i>Apamarga</i>	<i>Achyranthes aspera</i> L.	Amaranthaceae	<i>Uttareni</i>	Herb	Tooth brush (R)	LC
5	<i>Gorakshaganja</i>	<i>Aerva lanata</i> (L.) Juss.	Amaranthaceae	<i>Pindi kura</i>	Herb	Vegetable for kidney stones, wounds (L)	LC
6	<i>Bhadra</i>	<i>Aerva sanguinolenta</i> (L.) Blume	Amaranthaceae	<i>Konda pindi</i>	Herb	Vegetable (L)	LC
7	<i>Matsyakshi</i>	<i>Alternanthera sessilis</i> (L.) R.Br. ex DC.	Amaranthaceae	<i>Ponnaganti</i>	Herb	Vegetable (L)	LC
8	<i>Tanduliyaka</i>	<i>Amaranthus spinosus</i> L.	Amaranthaceae	<i>Mulla thotakura</i>	Herb	Appetite stimulant (L)	LC
9	<i>Tanduliya</i>	<i>Amaranthus viridis</i> L.	Amaranthaceae	<i>Chiluka thotakura</i>	Herb	Vegetable (L)	LC
10	<i>Mayurasikha</i>	<i>Celosia argentea</i> L.	Amaranthaceae	<i>Gunugu</i>	Herb	Vegetable (L), worship during Batukamma (I)	LC
11	<i>Kunanjara</i>	<i>Digera muricata</i> (L.) Mart.	Amaranthaceae	<i>Chenchali kura</i>	Herb	Vegetable (L), forage	LC
12	<i>Priyala</i>	<i>Buchanania axillaris</i> (Desr.) Ramamoorthy	Anacardiaceae	<i>Pedda morli</i>	Tree	Edible (K)	LC
13	<i>Rajadana</i>	<i>Buchanania cochinchinensis</i> (Lour.) M.R.Almeida	Anacardiaceae	<i>Morli</i>	Tree	Edible (K)	LC
14	<i>Amra</i>	<i>Mangifera indica</i> L.	Anacardiaceae	<i>Mamidi</i>	Tree	Edible (F)	LC
15	<i>Bhallataka</i>	<i>Semecarpus anacardium</i> L.f.	Anacardiaceae	<i>Nalla jeedi</i>	Tree	Edible (Ps)	LC
16	<i>Sitaphala</i>	<i>Annona squamosa</i> L.	Annonaceae	<i>Sheetal phal</i>	Tree	Edible (F), anti-lice (Sb)	LC
17	<i>Umbh</i>	<i>Miliusa tomentosa</i> (Roxb.) J.Sinclair	Annonaceae	<i>Barre dudduga</i>	Tree	Building huts (W)	LC
18	<i>Putranjiva</i>	<i>Polyalthia cerasoides</i> (Roxb.) Bedd.	Annonaceae	<i>Chiluka dudduga</i>	Tree	Carpentary (W)	LC

19	–	<i>Anodendron paniculatum</i> A.DC.	Apocynaceae	<i>Athukudu teega</i>	Climber	Bone fracture (Wh)	LC
20	Arka	<i>Calotropis gigantea</i> (L.) Dryand.	Apocynaceae	<i>Jilledu</i>	Shrub	Rheumatism (La), snake bite (R)	LC
21	Meshashringi	<i>Gymnema sylvestre</i> (Retz.) R.Br. ex Sm.	Apocynaceae	<i>Poda patri</i>	Climber	Anti-diabetic (L)	LC
22	Sariva	<i>Hemidesmus indicus</i> (L.) R.Br. ex Schult.	Apocynaceae	<i>Sugandhi pala</i>	Climber	Anti-diarrheal (R)	LC
23	Sariva	<i>Hemidesmus indicus</i> var. <i>pubescens</i> Hook.f.	Apocynaceae	<i>Barre sugandhi pala</i>	Climber	Galactagogue (Wh)	LC
24	Kutaja/ Indrayava	<i>Holarrhena pubescens</i> Wall. ex G.Don	Apocynaceae	<i>Pala kodisha</i>	Tree	Carving toys (W), dysentery (Sb)	LC
25	Shyamalatha/ Krsnasariva	<i>Ichnocarpus frutescens</i> (L.) W.T.Aiton	Apocynaceae	<i>Nalla teega</i>	Climber	Diabetes (R)	LC
26	Dugdika	<i>Oxystelma esculentum</i> (L.f.) Sm.	Apocynaceae	<i>Dudi pala, chandra valli</i>	Climber	Galactagogue (Wh)	LC
27	Kaakajangha or Nalika	<i>Pergularia daemia</i> (Forssk.) Chiov.	Apocynaceae	<i>Dushtapu teega</i>	Climber	Respiratory disease (Wh)	LC
28	Lata ksiri or Arkarni	<i>Tylophora indica</i> (Burm.f.) Merr.	Apocynaceae	<i>Mekameyani aku</i>	Climber	Asthma (L)	LC
29	Kutaja	<i>Wrightia arborea</i> (Dennst.) Mabb.	Apocynaceae	<i>Pala</i>	Tree	Carving toys (W)	LC
30	Svetakutaja	<i>Wrightia tinctoria</i> R.Br.	Apocynaceae	<i>Pala</i>	Tree	Carpentary (W)	LC
31	Taro	<i>Colocasia esculenta</i> (L.) Schott	Araceae	<i>Adavi chema</i>	Herb	Edible (corn), juice as hair tonic	LC
32	Taladruma or Tala	<i>Borassus flabellifer</i> L.	Arecaceae	Thati	Tree	Thatching (L), toddy tapping, edible (F, S)	LC
33	Kharjuri	<i>Phoenix loureiroi</i> Kunth	Arecaceae	Jittetha, kondetha	Tree	Thatching (L), toddy tapping, edible (F)	LC
34	Ishwari	<i>Aristolochia indica</i> L.	Aristolochiaceae	Gadida gadapa	Climber	Snake-bite (R)	LC
35	Shatavari	<i>Asparagus racemosus</i> Willd.	Asparagaceae	Pilli teegalu	Climber	Aphrodisiac (R)	LC
36	Sweta musali	<i>Chlorophytum tuberosum</i> (Roxb.) Baker	Asparagaceae	Sarala pagada	Herb	Aphrodisiac (R), vegetable (Fl)	LC
37	–	<i>Adenostemma lavenia</i> (L.) Kuntze	Asteraceae	Adavi jilakara chettu	Herb	Wound healing (Wh), injuries	LC
38	Kukundaa	<i>Blumea axillaris</i> (Lam.) DC.	Asteraceae	Kukka pogaku	Herb	Cuts (L)	LC
39	Bhringraj	<i>Eclipta prostrata</i> (L.) L.	Asteraceae	Guntha galagara	Herb	Hair dye (L)	LC
40	Mundi or Shravani	<i>Sphaeranthus indicus</i> L.	Asteraceae	Bodasaram	Herb	Anti-lice in domestic fowl	LC

						(Wh)	
41	Jayanti veda	<i>Tridax procumbens</i> (L.) L.	Asteraceae	Nallaalam	Herb	Hemorrhage, cuts (L)	LC
42	Sahadevi	<i>Vernonia cinerea</i> var. <i>parviflora</i> (Reinw. ex Blume)	Asteraceae	Sahadevi	Herb	Fever (R)	LC
43	Arishta	<i>Xanthium strumarium</i> L.	Asteraceae	Marula matangi	Herb	Galactagogue (L)	LC
44	Mesarsnga or Visanika	<i>Dolichandrone falcata</i> (Wall. ex DC.) Seem.	Bignoniaceae	Voddi, chitti voddi	Tree	Stupifying fish (Sb)	LC
45	Syonaka	<i>Oroxylum indicum</i> (L.) Kurz	Bignoniaceae	Dundilam	Tree	Purgative (S)	LC
46	Patala	<i>Stereospermum chelonoides</i> (L.f.) DC.	Bignoniaceae	Kalagoru	Tree	Fodder (L)	LC
47	Girishalmali	<i>Cochlospermum religiosum</i> (L.) Alston	Bixaceae	Konda gogu	Tree	Gum (Sb)	LC
48	Hastishundi	<i>Heliotropium indicum</i> L.	Boraginaceae	Naga danthi	Herb	Dog bite (L)	LC
49	Sleshmataka	<i>Cordia dichotoma</i> F.Forst.	Boraginaceae	Iriki	Tree	Edible, pickle (F)	LC
50	Shallaki	<i>Boswellia serrata</i> Roxb. ex Colebr.	Burseraceae	Anduga	Tree	Gum-resin (Sb)	LC
51	Karnikarha	<i>Garuga pinnata</i> Roxb.	Burseraceae	Garuga	Tree	Pickle (F)	LC
52	Gridhranakhi	<i>Capparis sepiaria</i> L.	Capparaceae	Nalla uppi	Climber	Laxative (Fl)	LC
53	Vyagranakhi	<i>Capparis zeylanica</i> L.	Capparaceae	Aadonda	Climber	Vegetable, edible (F), dyspepsia (R)	LC
54	Jyotismati	<i>Celastrus paniculatus</i> Willd.	Celastraceae	Malleru teega	Climber	Abortifacient (Sb)	LC
55	Tilaparni	<i>Cleome aspera</i> J.Koenig ex DC.	Cleomaceae	Mulu vaminta	Herb	Cuts (L)	LC
56	Swarnakshira	<i>Cleome felina</i> L.f.	Cleomaceae	Gulabi vaminta	Herb	Vermifuge (L)	LC
57	Ajagandha	<i>Cleome gynandra</i> L.	Cleomaceae	Vaminta	Herb	Head-ache (L)	I
58	-	<i>Cleome monophylla</i> L.	Cleomaceae	Gaddi vaminta	Herb	Insect bite (L)	LC
59	Pasugandha	<i>Cleome viscosa</i> L.	Cleomaceae	Kukka vaminta	Herb	Skin disease (Wh)	LC
60	Langali	<i>Gloriosa superba</i> L.	Colchicaceae	Naabhi	Climber	Paste to cure leprosy (corm)	LC
61	Dhava	<i>Anogeissus latifolia</i> (Roxb. ex DC.) Wall. ex Guillem. & Perr.	Combretaceae	Tiruman	Tree	Timber (W), fodder (L)	LC
62	Sveta dhataki	<i>Gitonia floribunda</i> Roxb.	Combretaceae	Bontha	Climber	Baskets (Sh)	LC
63	Arjuna shyma	<i>Terminalia alata</i> Wall.	Combretaceae	Nalla maddi	Tree	Timber (W)	LC
64	Arjuna	<i>Terminalia arjuna</i> (Roxb. ex DC.) Wight &	Combretaceae	Tella maddi	Tree	Timber (W), cardiac tonic	LC

		Arn.				(Sb)	
65	<i>Vibhitaki</i>	<i>Terminalia bellirica</i> (Gaertn.) Roxb.	Combretaceae	Tani	Tree	Cough (F)	LC
66	<i>Haritaki</i>	<i>Terminalia chebula</i> Retz.	Combretaceae	Karakkaya	Tree	Cough (F)	LC
67	<i>Vishnukranta</i>	<i>Evolvulus alsinoides</i> (L.) L.	Convolvulaceae	Vishnukrantham	Herb	Fever (L)	LC
68	<i>Kalamba</i>	<i>Ipomoea aquatica</i> Forssk.	Convolvulaceae	Thuti kada	Climber	Vegetable (L)	LC
69	<i>Komalaala</i>	<i>Merremia hederacea</i> (Burm.f.) Hallier f.	Convolvulaceae	Talantu teega	Climber	Powder as shampoo (F)	LC
70	<i>Trivrt</i>	<i>Operculina turpethum</i> (L.) Silva Manso	Convolvulaceae	Tagada	Climber	Purgative (Wh)	LC
71	<i>Phanji</i>	<i>Rivea hypocrateriformis</i> Choisy	Convolvulaceae	Boddi kura	Climber	Snake bite (R), vegetable (L)	LC
72	<i>Ankola</i>	<i>Alangium salviifolium</i> (L.f.) Wangerin	Cornaceae	Uduga	Tree	Purgative (Sb)	LC
73	<i>Pushkaramula/ Kemuka</i>	<i>Cheilocostus speciosus</i> (J.Koenig) C.D.Specht	Costaceae	Chengalva gadda	Herb	Cure chicken-pox, asthma (Rh)	LC
74	<i>Bimbika</i>	<i>Coccinia grandis</i> (L.) Voigt	Cucurbitaceae	Kakidonda	Climber	Jaundice (L)	LC
75	<i>Karavellaka</i>	<i>Momordica charantia</i> L.	Cucurbitaceae	Kakara	Climber	Edible (F)	LC
76	<i>Vandhya kakotaki</i>	<i>Momordica dioica</i> Roxb. ex Willd.	Cucurbitaceae	Boda kakara	Climber	Edible (F)	LC
77	<i>Paripushkara</i>	<i>Mukia maderaspatana</i> (L.) M.Roem.	Cucurbitaceae	Noogu dosa	Climber	Tooth-ache (R)	LC
78	–	<i>Solena amplexicaulis</i> (Lam.) Gandhi	Cucurbitaceae	Adavi donda	Climber	Spermatorrhoea (R)	LC
79	<i>Musta</i>	<i>Cyperus rotundus</i> L.	Cyperaceae	Thunga	Herb	Scorpion bite (T)	LC
80	<i>Akshiphal / Punnaga</i>	<i>Dillenia pentagyna</i> Roxb.	Dilleniaceae	Chinna kalinga	Tree	Fever (Sb)	LC
81	<i>Varahikanda</i>	<i>Dioscorea bulbifera</i> L.	Dioscoreaceae	Nalla/Chenna gadda	Climber	Edible (T); aerial bulbs edible	LC
82	<i>Sarpakshya</i>	<i>Dioscorea oppositifolia</i> L.	Dioscoreaceae	Yella gadda	Climber	Edible (T)	LC
83	<i>Kantakaluka</i>	<i>Dioscorea pentaphylla</i> L.	Dioscoreaceae	Govinda gadda	Climber	Edible (T)	LC
84	<i>Kakatinduka</i>	<i>Diospyros chloroxylon</i> Roxb.	Ebenaceae	Illinda	Tree	Edible (F), Fuel (W)	LC
85	<i>Tinduka</i>	<i>Diospyros malabarica</i> (Desr.) Kostel.	Ebenaceae	Konda tuniki	Tree	Fuel (W)	LC
86	<i>Dirgapatraka</i>	<i>Diospyros melanoxylon</i> Roxb.	Ebenaceae	Tuniki	Tree	Beedi making (L), edible (F)	LC
87	<i>Tinduka</i>	<i>Diospyros montana</i>	Ebenaceae	Muchi tuniki	Tree	Inorexia (Sb)	LC

		Roxb.					
88	Katuchandana	<i>Erythroxylum monogynum</i> Roxb.	Erythroxylaceae	Deva daru	Tree	Diaphoretic (L)	LC
89	Haritamanjari	<i>Acalypha indica</i> L.	Euphorbiaceae	Muripinda	Herb	Skin disease (Wh)	LC
90	Dugdhika	<i>Chamaesyce hirta</i> (L.) Millsp.	Euphorbiaceae	Reddivaari nanubalu	Herb	Bone fracture (La)	LC
91	Ushira	<i>Chrysopogon zizanioides</i> (L.) Roberty	Euphorbiaceae	Vattiveru	Herb	Fodder (S), cooling agent (R)	LC
92	Vandalai	<i>Givotia moluccana</i> (L.) Sreem.	Euphorbiaceae	Tella poliki	Tree	Making toys (W), edible (F)	LC
93	Kampillaka	<i>Mallotus philippinensis</i> (Lam.) Müll.-Arg.	Euphorbiaceae	Kunkuma	Tree	Fodder, dye (Fr)	LC
94	Duhsparsa	<i>Tragia involucrata</i> L.	Euphorbiaceae	Dula gondi	Climber	Scorpion bite (R)	LC
95	Gunja	<i>Abrus precatorius</i> L.	Fabaceae/Legu minosae	Gurivinda, Gurija	Climber	Ornamental, abortifcent (S)	LC
96	Khadira	<i>Acacia chundra</i> (Rottler) Willd.	Fabaceae/Legu minosae	Sandra	Tree	Agricultural implements (W)	LC
97	Baboola	<i>Acacia nilotica</i> (L.) Delile	Fabaceae/Legu minosae	Nalla tumma	Tree	Gum, agricultural implements (W)	LC
98	Yugmapatra	<i>Bauhinia racemosa</i> Lam.	Fabaceae/Legu minosae	Are, Adavi kanchanam	Tree	Fibre (Sb)	LC
99	Asmantaka	<i>Bauhinia vahlii</i> Wight & Arn.	Fabaceae/Legu minosae	Addaku	Climber	Meal plates (L), edible (F)	LC
100	Palasha	<i>Butea monosperma</i> Roxb.	Fabaceae/Legu minosae	Moduga	Tree	Meal plates (L)	LC
101	Lata palasha	<i>Butea superba</i> Roxb.	Fabaceae/Legu minosae	Teega moduga	Climber	Meal plates (L)	LC
102	Aragvadha	<i>Cassia fistula</i> L.	Fabaceae/Legu minosae	Rela	Tree	Timber (W)	LC
103	Goraksha	<i>Dalbergia lanceolaria</i> subsp. <i>paniculata</i> (Roxb.) Thoth.	Fabaceae/Legu minosae	Patchari	Tree	Baldness (Sb)	LC
104	Shimshapa	<i>Dalbergia latifolia</i> Roxb.	Fabaceae/Legu minosae	Jitregi	Tree	Valuable, furniture (W)	LC
105	Kalanjani	<i>Derris scandens</i> (Roxb.) Benth.	Fabaceae/Legu minosae	Chakali teega	Climber	Veterinary (Sb)	LC
106	Shalaparni	<i>Desmodium gangeticum</i> (L.) DC.	Fabaceae/Legu minosae	Konda saru	Herb	Scorpion bite (R)	LC
107	Virataru	<i>Dichrostachys cinerea</i> (L.) Wight & Arn.	Fabaceae/Legu minosae	Veluturu chettu	Tree	Fuel (W)	LC
108	Mudgaparni	<i>Dysolobium pilosum</i> (Willd.) Marechal	Fabaceae/Legu minosae	Noogu adavi chikkudu	Climber	Fodder (Wh)	LC
109	Anjana	<i>Hardwickia binata</i> Roxb.	Fabaceae/Legu minosae	Narepa	Tree	Construction, flag pole in temples (W),	LC

						veterinary (Sb)	
110	<i>Kapikachu</i>	<i>Mucuna pruriens</i> (L.) DC.	Fabaceae/Legu minosae	Dula gondi	Climber	Vermifuse to cattle (Wh)	LC
111	<i>Karanja</i>	<i>Pongamia pinnata</i> (L.) Pierre	Fabaceae/Legu minosae	Kanuga	Tree	Oil (S)	LC
112	<i>Vidari</i>	<i>Pueraria tuberosa</i> (Willd.) DC.	Fabaceae/Legu minosae	Nela gummadi	Climber	Digestion (T)	LC
113	–	<i>Rhynchosia suaveolens</i> (L.f.) DC.	Fabaceae/Legu minosae	Adavi kandi	Climber	Dysentery (S)	LC
114	<i>Edagaja</i>	<i>Senna alata</i> (L.) Roxb.	Fabaceae/Legu minosae	Thamara chettu	Shrub	Skin disease (L)	LC
115	–	<i>Senna absus</i> (L.) Roxb.	Fabaceae/Legu minosae	Chanupala vittulu	Herb	Skin disease (S)	LC
116	<i>Kasamarda</i>	<i>Senna occidentalis</i> (L.) Link	Fabaceae/Legu minosae	Penta chennangi	Herb	Appetite stimulant (F), purgative (R)	LC
117	<i>Chakramarda</i>	<i>Senna tora</i> (L.) Roxb.	Fabaceae/Legu minosae	Thagarisa	Herb	Insect bite (L)	LC
118	<i>Chincha</i>	<i>Tamarindus indica</i> L.	Fabaceae/Legu minosae	Chinta	Tree	Edible (L, F)	LC
119	<i>Mashaparni</i>	<i>Teramnus labialis</i> (L.f.) Spreng.	Fabaceae/Legu minosae	Adavi minumulu	Climber	Sexual debility (Wh)	LC
120	<i>Salparni</i>	<i>Flemingia macrophylla</i> (Willd.) Merr.	Fabaceae/Legu minosae	Erri puvvu	Shrub	Skin disease (R)	LC
121	<i>Kanakakuli</i>	<i>Xylia xylocarpa</i> (Roxb.) Taub.	Fabaceae/Legu minosae	Bojja	Tree	House construction (W)	LC
122	<i>Dronapuspi</i>	<i>Leucas aspera</i> (Willd.) Link	Lamiaceae	Thummi	Herb	Wounds (L)	LC
123	<i>Ksudraparni / Gambhira</i>	<i>Ocimum americanum</i> L.	Lamiaceae	Kukka tulasi	Herb	Anti-septic (L)	LC
124	<i>Tulasi</i>	<i>Ocimum tenuiflorum</i> L.	Lamiaceae	Tulasi	Herb	Fever (L), worship (Wh)	LC
125	<i>Medasaka</i>	<i>Litsea glutinosa</i> (Lour.) C.B.Rob.	Lauraceae	Narra mamidi	Tree	Bone fracture (Sb)	LC
126	<i>Nichula</i>	<i>Barringtonia acutangula</i> (L.) Gaertn.	Lecythidaceae	Neeroddi	Tree	Furniture (W), stupefying fish (Sb)	LC
127	<i>Kumbhi</i>	<i>Careya arborea</i> Roxb.	Lecythidaceae	Buda dhermi, dudippa	Tree	Agricultural implements (W)	LC
128	<i>Kupilu</i>	<i>Strychnos nux-vomica</i> L.	Loganiaceae	Visha mushti	Tree	Agricultural implements (W), stupefying fish (Sb, F)	LC
129	<i>Kathaka</i>	<i>Strychnos potatorum</i> L.f.	Loganiaceae	Chilla	Tree	Water purification (S), Agricultural implements (W)	LC

130	Siddeshwara	<i>Lagerstroemia parviflora</i> Roxb.	Lythraceae	Chennangi	Tree	Timber, agricultural implements (W)	LC
131	Dhataki	<i>Woodfordia floribunda</i> Salisb.	Lythraceae	Jaaji	Shrub	Anti-diarrhoeal (Fl)	LC
132	Shalmali	<i>Bombax ceiba</i> L.	Malvaceae	Booruga	Tree	Soft, making plywood (W)	LC
133	Kaalasaka	<i>Corchorus capsularis</i> L.	Malvaceae	Janapa nara	Herb	Fibre (Sb)	LC
134	Gudasarkara / Nagabala	<i>Grewia hirsuta</i> Vahl	Malvaceae	Jibilika	Shrub	Laxative (F)	LC
135	Dhanuvriksa	<i>Grewia multiflora</i> Juss.	Malvaceae	Potirika	Shrub	Fodder (L)	LC
136	–	<i>Grewia rothii</i> DC.	Malvaceae	Channa jana	Shrub	Laxative (F)	LC
137	Dhanvangah	<i>Grewia tiliifolia</i> Vahl	Malvaceae	Tada	Tree	Fibre (Sb)	LC
138	Banta	<i>Grewia villosa</i> Willd.	Malvaceae	Banta, chenulu	Shrub	Edible (F)	LC
139	Murva	<i>Helicteres isora</i> L.	Malvaceae	Nulthada	Shrub	Fibre (Sb)	LC
140	–	<i>Pterospermum xylocarpum</i> (Gaertn.) Oken	Malvaceae	Lolugu	Tree	Meal plate (L), furniture (W)	LC
141	Bala	<i>Sida acuta</i> Burm.f.	Malvaceae	Chiluka parre	Herb	Broom, mental disorders (R)	LC
142	Bala	<i>Sida cordifolia</i> L.	Malvaceae	Chiru benda	Herb	Appetite stimulant (R)	LC
143	Nagabala	<i>Urena lobata</i> L.	Malvaceae	Pedda benda	Herb	Skin disease (R)	LC
144	–	<i>Osbeckia stellata</i> Buch.-Ham. ex Ker Gawl.	Melastomataceae	Adavi gulabi	Herb	Abortifacient (R)	I
145	Nimba	<i>Azadirachta indica</i> A.Juss.	Meliaceae	Vepa	Tree	Timber, agricultural implements (W)	LC
146	Mamsarohini	<i>Soymdia febrifuga</i> (Roxb.) A.Juss.	Meliaceae	Somi	Tree	Timber, agricultural implements (W)	LC
147	Patalagarudi	<i>Cocculus hirsutus</i> (L.) W.Theob.	Menispermaceae	Shibbi teega	Climber	Baskets (Wh)	LC
148	Guduchi	<i>Tinospora cordifolia</i> (Willd.) Miers	Menispermaceae	Tippa teega	Climber	Strength (St)	LC
149	Nyagrodha	<i>Ficus benghalensis</i> L.	Moraceae	Marri	Tree	Edible (F), wounds healing (La)	LC
150	Kakodumbarika	<i>Ficus hispida</i> L.f.	Moraceae	Bomma medi	Tree	Fibre (Sb), meal plates (L)	LC
151	Plaksha	<i>Ficus virens</i> Aiton	Moraceae	Banda juvvi	Tree	Rheumatism (Sb)	LC
152	Ashwatha	<i>Ficus religiosa</i> L.	Moraceae	Raavi	Tree	Worship, source of bird-lime (Wh)	LC
153	Saakhotaka	<i>Streblus asper</i> Lour.	Moraceae	Barrenka	Tree	Agricultural implements (W),	LC

						tooth brush (Sh), sand paper (L)	
154	<i>Madhushigru</i>	<i>Moringa concanensis</i> Nimmo	Moringaceae	Adavi munaga	Tree	Abortifacient (Sb)	LC
155	<i>Shigru</i>	<i>Moringa</i> <i>pterygosperma</i> Gaertn.	Moringaceae	Munaga	Tree	Aphrodisiac (Sb), Edible (L, F)	LC
156	<i>Jambu</i>	<i>Syzygium cumini</i> (L.) Skeels	Myrtaceae	Jinna	Tree	Edible (F)	LC
157	<i>Punarnava</i>	<i>Boerhavia diffusa</i> L.	Nyctaginaceae	Atika mamidi	Herb	Fever (Wh)	LC
158	<i>Utpala</i>	<i>Nymphaea nouchali</i> Burm.f.	Nymphaeaceae	Kaluva	Herb	Edible (T), forage (Wh)	LC
159	<i>Dheniaani</i>	<i>Oxal scandens</i> Roxb.	Oxalaceae	Muriki malle, turka thoppe	Tree	Edible (F)	LC
160	<i>Sephalika /</i> <i>Parijata</i>	<i>Nyctanthes arbortristis</i> L.	Oleaceae	Karise, parijatha	Tree	Bone fracture (Sb), arthritis (L)	LC
161	<i>Viparita Lajjalu</i>	<i>Biophytum sensitivum</i> (L.) DC.	Oxalidaceae	Atti patti	Herb	Boils, blisters (L)	LC
162	<i>Kshirini</i>	<i>Argemone mexicana</i> L.	Papaveraceae	Mulu paccha	Herb	Skin disease (Wh)	LC
163	<i>Asan</i>	<i>Bridelia retusa</i> (L.) A.Juss.	Phyllanthaceae	Korra maddi	Tree	Edible (F), veterinary (Sb)	LC
164	<i>Bhumyamalaki</i>	<i>Phyllanthus amarus</i> Schumach. & Thonn.	Phyllanthaceae	Nela usiri	Herb	Jaundice (Wh)	LC
165	<i>Amalaki</i>	<i>Phyllanthus emblica</i> L.	Phyllanthaceae	Usiri	Tree	Edible, pickled (F)	LC
166	<i>Krishna</i> <i>kamboji</i>	<i>Phyllanthus reticulatus</i> Poir.	Phyllanthaceae	Pulicheru	Climber	Piles, fodder (L)	LC
167	<i>Asthi</i> <i>samharaka</i>	<i>Sauropus</i> <i>quadrangularis</i> (Willd.) Müll.-Arg.	Phyllanthaceae	–	Herb	Tonsillitis (L)	LC
168	<i>Brahmi</i>	<i>Bacopa monnieri</i> (L.) Wettst.	Plantaginaceae	Brahmi	Herb	Brain tonic (Wh)	LC
169	<i>Chitraka</i>	<i>Plumbago zeylanica</i> L.	Plumbaginaceae	Chitramulam	Herb	Boils, blisters, abortion (R)	LC
170	<i>Vamsha</i>	<i>Bambusa bambos</i> (L.) Voss	Poaceae	Bongu, Veduru	Tree	Making baskets, household articles (Culm)	LC
171	<i>Bhustruna</i>	<i>Cymbopogon citratus</i> (DC.) Stapf	Poaceae	Nimma gaddi	Shrub	Oil medicinal (L)	LC
172	<i>Durva</i>	<i>Cynodon dactylon</i> (L.) Pers.	Poaceae	Garika	Herb	Diuretic, fodder (L)	LC
173	<i>Vansha</i>	<i>Dendrocalamus strictus</i> (Roxb.) Nees	Poaceae	Bongu, Veduru	Tree	Making baskets, household articles (Culm)	LC
174	–	<i>Thysanolaena latifolia</i> (Roxb. ex Hornem.) Honda	Poaceae	Cheepuru gaddi	Herb	Brooms (Wh)	LC

175	Milakunankai	<i>Polygala arvensis</i> Willd.	Polygalaceae	Chitti janumu	Herb	Antibacterial (L)	LC
176	Lonika	<i>Portulaca oleracea</i> L.	Portulacaceae	Gangavailaku	Herb	Cultivar, vegetable (L)	LC
177	-	<i>Portulaca pilosa</i> L.	Portulacaceae	Chinna gaddi gulabi	Herb	Ornamental (Wh)	LC
178	Kola	<i>Ziziphus mauritiana</i> Mill.	Rhamnaceae	Regu	Tree	Edible (F)	LC
179	Karakandhauh	<i>Ziziphus oenopolia</i> (L.) Mill.	Rhamnaceae	Pariki	Climber	Edible (F), dysentery (Sb)	LC
180	Ghontaa	<i>Ziziphus rugosa</i> Lam.	Rhamnaceae	Enugu pariki	Climber	Bone fracture (L)	LC
181	Ghoti	<i>Ziziphus xylopyrus</i> (Retz.) Willd.	Rhamnaceae	Gotte	Tree	Fodder (Wh)	LC
182	Nadihingu	<i>Gardenia gummifera</i> L.f.	Rubiaceae	Bikki	Tree	Edible (F)	LC
183	Parpataki	<i>Gardenia latifolia</i> Aiton	Rubiaceae	Pedda bikki	Tree	Edible (F)	LC
184	Nadihingu	<i>Gardenia resinifera</i> Roth	Rubiaceae	Chinna bikki, karinga	Tree	Gum-resin (Lb)	LC
185	Nevali	<i>Ixora pavetta</i> Andr.	Rubiaceae	Korivi	Shrub	Fodder, fencing (Wh)	LC
186	Akshikiphala	<i>Morinda pubescens</i> Sm.	Rubiaceae	Togara	Tree	Yellow dye (R)	LC
187	Gandha prasarini	<i>Paederia foetida</i> L.	Rubiaceae	Savirela, Surya bhakta	Climber	Antidiarrhoeal (L)	LC
188	Bilva	<i>Aegle marmelos</i> (L.) Correa	Rutaceae	Maredu	Tree	Edible (F), worship (L)	LC
189	Atavi jambira	<i>Atalantia monophylla</i> DC.	Rutaceae	Adavi nimma	Tree	Pickle (F)	LC
190	Bhilotaka	<i>Chloroxylon swietenia</i> DC.	Rutaceae	Billudu	Tree	Agricultural implements (W)	LC
191	Kapitha	<i>Limonia acidissima</i> Groff	Rutaceae	Velaga	Tree	Edible (Fp), medicinal (L)	LC
192	Kalashaka/ Surabinimba	<i>Murraya koenigii</i> (L.) Spreng.	Rutaceae	Karivepa	Tree	Flavouring agent (L)	LC
193	Bilvaparni/ Surasi	<i>Naringi crenulata</i> (Roxb.) Nicolson	Rutaceae	Thorri velaga	Shrub	Fodder (Wh)	LC
194	Karnasphota	<i>Cardiospermum halicacabum</i> L. var. microcarpum	Sapindaceae	Chinna budda kashe	Climber	Piles (L)	LC
195	Arishta	<i>Sapindus emarginatus</i> Vahl	Sapindaceae	Kunkudu	Tree	Natural shampoo (F)	LC
196	Madhuka	<i>Madhuca longifolia</i> var. <i>latifolia</i> (Roxb.) A.Chev.	Sapotaceae	Ippa	Tree	Edible (C), distillation spirit (Fl), oil (S)	LC
197	Rajadana	<i>Manilkara hexandra</i> (Roxb.) Dubard	Sapotaceae	Pala	Tree	Edible (F), religious functions (Sh)	LC
198	Sanjivani	<i>Selaginella bryopteris</i>	Selaginellaceae	Pitta kalu chettu	Herb	Memory (Wh)	LC

		(L.) Baker					
199	<i>Aralu / Mahanimba</i>	<i>Ailanthus excelsa</i> Roxb.	Simaroubaceae	Pedda manu	Tree	Astringent (Sb)	LC
200	<i>Vana madhusnuhi</i>	<i>Smilax perfoliata</i> Lour.	Smilacaceae	Konda guruva teega	Climber	Aphrodisiac, cooked (Rh)	LC
201	<i>Ushava</i>	<i>Smilax zeylanica</i> L.	Smilacaceae	Kantasara theega	Climber	Aphrodisiac, cooked (Rh)	LC
202	<i>Avagutha</i>	<i>Physalis angulata</i> L.	Solanaceae	Budda kashi	Herb	Antipyretic (Wh)	LC
203	<i>Chirabilva</i>	<i>Holoptelea integrifolia</i> Planch.	Ulmaceae	Nemali nara	Tree	Fire wood (Wh)	LC
204	<i>Gambhari</i>	<i>Gmelina arborea</i> Roxb.	Verbenaceae	Gummedi tekku	Tree	Agricultural implements (W)	LC
205	<i>Shaka</i>	<i>Tectona grandis</i> L.f.	Verbenaceae	Tekku	Tree	Furniture, construction (W), worship (I)	LC
206	<i>Ratnapurusha</i>	<i>Hybanthus enneaspermis</i> (L.) F.Muell.	Violaceae	Nela kobbari	Herb	Aphrodisiac (Wh)	LC
207	<i>Amlavetasa / Vanadraksha</i>	<i>Ampelocissus latifolia</i> (Roxb.) Planch.	Vitaceae	Dobba teega	Climber	Anorexia (St)	LC
208	–	<i>Cissus adnata</i> Roxb.	Vitaceae	Kokkitayaralu	Climber	Diuretic (T)	LC
209	<i>Amlavetasa</i>	<i>Cissus vitiginea</i> L.	Vitaceae	Adavi draksha	Climber	Edible for stomach-ache (F)	LC
210	<i>Gajakarna</i>	<i>Leea indica</i> (Burm.f.) Merr.	Vitaceae	Velama sandi, amkador	Shrub	Skin disease (R)	LC
211	<i>Aranyaharidra</i>	<i>Curcuma inodora</i> Blatt.	Zingiberaceae	Adavi pasupu	Herb	Antiseptic (Rh)	LC
212	<i>Gokshura</i>	<i>Tribulus lanuginosus</i> L.	Zygophyllaceae	Palleru	Herb	Venereal (L), urinary diseases (F)	LC

T-Tuber, Sh-Shoot, Wh-Whole plant, W-Wood, F-Fruit, S-Seed, Sb-Stem bark, B-Bulb, R-Root, Rh-Rhizome, Fl-Flower, L-Leaf

St-Stem, La-Latex, K-Kernel, Ps-Pseudocarp, Fp-Fruit pulp, Br-Branch, C-Corolla, Lb-Leaf bud, Pb-Pseudo bulb, I-Inflorescence

¶ = Cultivated; * = Exotic, Naturalized; # = Planted; ¥ = R_wild;

LC- Least concern; I- Invasive, NT-Near Threatened, VU-Vulnerable, EN-Endangered, CR-Critically endangered, NE-Not evaluated; DD-data deficient.

Distribution by Plant Families

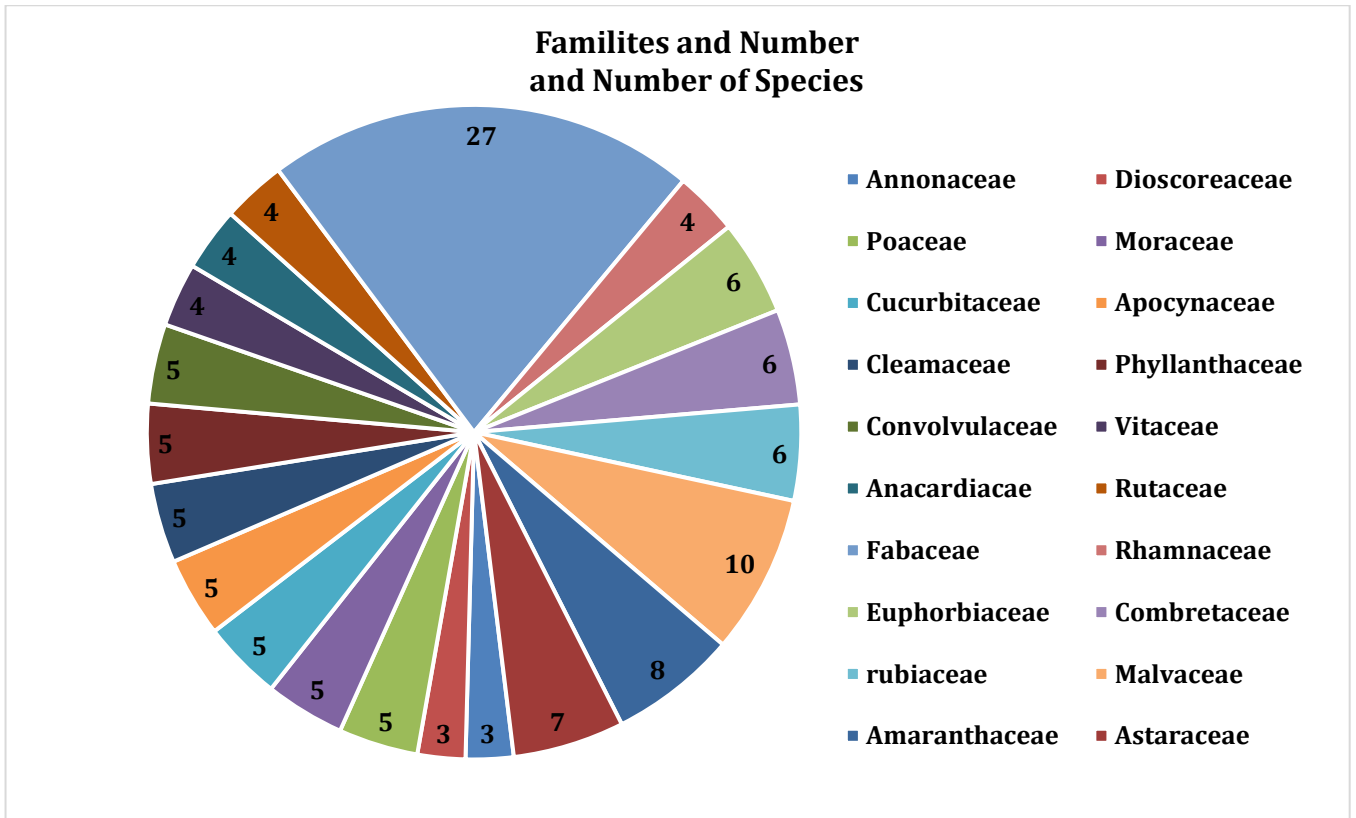


Figure 1: Most dominant plant families

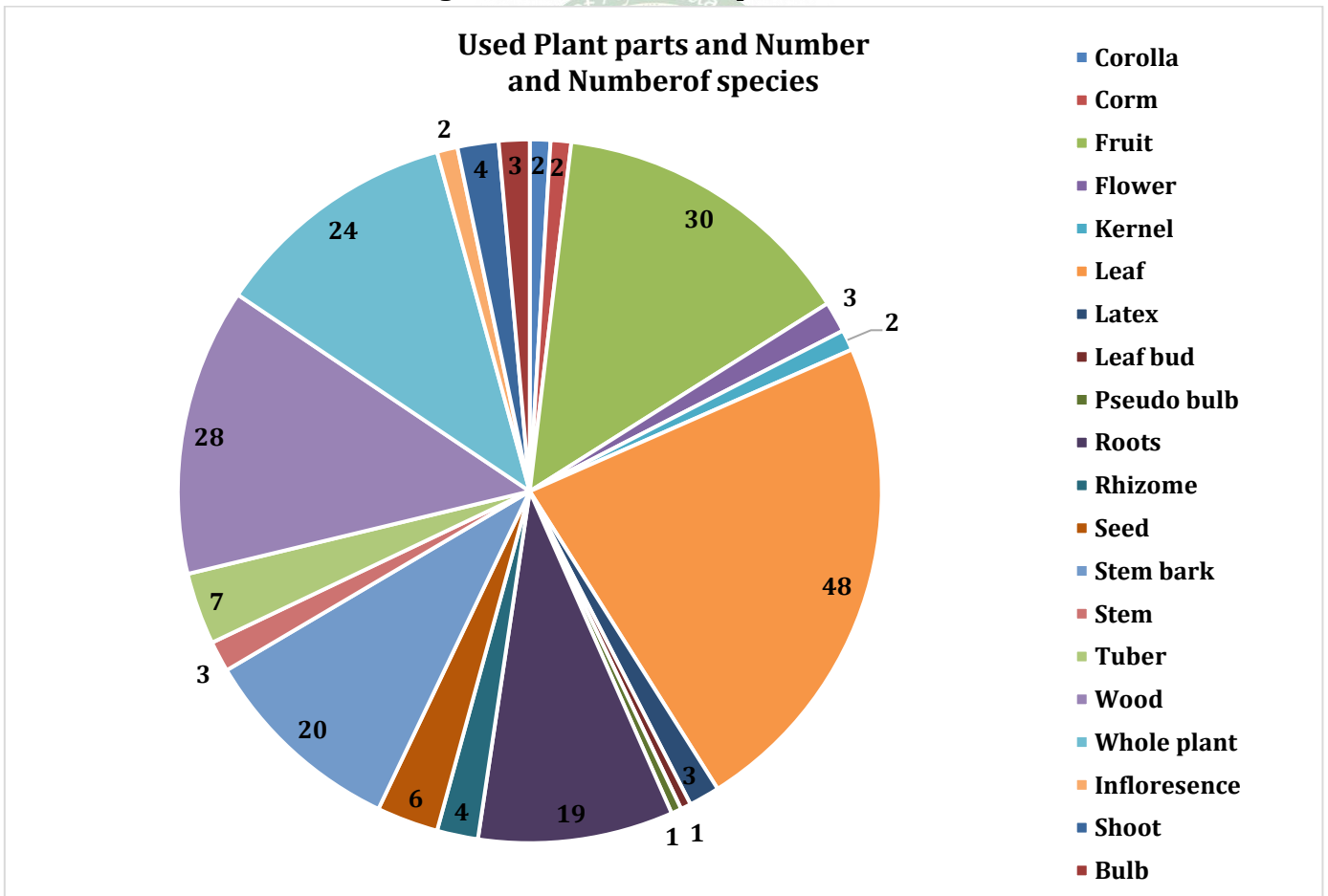


Figure 2: Parts used

Table 4: Categorized ailments and corresponding number of plant species

Use Category	Number	Use Category	Number
Abortifacient (R)	3	Gum (Sb)	4
Abortifacient (Sb)	2	Hair dye (L)	1
Agricultural implements (W)	7	Head-ache (L)	1
Anorexia (Sb)	1	Hemorrhage, cuts (L)	1
Anorexia (St)	1	House construction (W)	1
Antibacterial (L)	1	Insect bite (L)	2
Anti-diabetic (L)	1	Jaundice (L)	2
Anti-diarrhoeal (R)	3	Laxative (F)	3
Anti-lice in domestic fowl (Wh)	1	Leprosy (corm)	1
Antipyretic (Wh)	1	Making baskets, household articles (Culm)	3
Anti-septic (L)	2	Meal plate (L), furniture (W)	3
Aphrodisiac (R)	6	Memory (Wh)	1
Appetite stimulant (F), purgative (R)	3	Natural shampoo (F)	1
Asthma (L)	1	Oil (S)	2
Baldness (Sb)	1	Ornamental, abortifacient (S)	1
Baskets (Sh)	2	Pickle (F)	2
Beedi making (L), edible (F)	1	Piles (L)	2
Boils, blisters (L)	2	Powder as shampoo (F)	1
Bone fracture (L)	5	Purgative (S)	3
Brain tonic (Wh)	1	Respiratory disease (Wh)	1
Broom, mental disorders (R)	2	Rheumatism (La), snake bite (R)	2
Building huts (W)	1	Scorpion bite (R)	4
Carpentry (W)	2	Sexual debility (Wh)	1
Carving toys (W)	2	Skin disease (L)	7
Construction, flag pole in temples (W), veterinary (Sb)	1	Snake bite (R), vegetable (L)	2
Cough (F)	2	Soft, making plywood (W)	1
Cultivar, vegetable (L)	1	Spermatorrhoea (R)	1
Cure chicken-pox, asthma (Rh)	1	Strength (St)	1
Cuts (L)	2	Stupefying fish (Sb)	1
Diabetes (R)	2	Thatching (L), toddy tapping, edible (F)	2
Diaphoretic (L)	1	Timber (W)	7
Digestion (T)	1	Tonsillitis (L)	1
Diuretic (T)	2	Tooth brush (R)	3
Dog bite (L)	1	Valuable, furniture (W)	1
Dysentery (S)	1	Vegetable (L)	8
Dyspepsia, fever (Wh)	1	Vermifuge (L)	2
Edible, pickled (F)	31	Veterinary (Sb)	1
Fever (L)	5	Water purification (S), Agricultural implements (W)	1
Fibre (Sb)	5	Worship, source of bird-lime (Wh)	1

Fire wood (Wh)	1	Wound healing (Wh)	2
Flavouring agent (L)	1	Yellow die (R)	1
Fodder	8	Furniture (W), stupifying fish (Sb)	2
Fuel (W)	2	Galactagogue (L)	3

Table 5: Folklore uses of different medicinal plants obtained from the questionnaire

S.No	Plant Name & Family	Local Name (Telugu)	Traditional Uses
1	<i>Blumea axillaris</i> (Asteraceae)	Kukka pogaku	Decoction of whole plant used in renal calculi; paste of leaves used in wounds
2	<i>Adenostemma lavenia</i> (Asteraceae)	Adavi jilakara	Paste of leaves or seeds used in wounds
3	<i>Barleria prionitis</i> (Acanthaceae)	Mulla gorinta	Paste of different parts used in scorpion bite
4	<i>Andrographis paniculata</i> (Acanthaceae)	Nela vemu	Decoction of whole plant used in all types of fever
5	<i>Ocimum tenuiflorum</i> (Lamiaceae)	Tulasi	Decoction of leaves used in fever
6	<i>Nyctanthes arbortristis</i> (Oleaceae)	Parijata	Decoction of different parts used in bone fractures and arthritis
7	<i>Rivea hypocrateriformis</i> (Convolvulaceae)	Boddi kura	Paste of leaves and juice used in snake bite
8	<i>Gymnema sylvestre</i> (Apocynaceae)	Poda patri / Meka meyani aku	Juice of leaves used in asthma
9	<i>Holarrhena pubescens</i> (Apocynaceae)	Pala kodisha	Powder or juice of fruit seeds used in diarrhea
10	<i>Hemidesmus indicus</i> (Apocynaceae)	Sugandhi pala	Juice or decoction of roots used in diarrhea and burning sensation
11	<i>Calotropis gigantea</i> (Apocynaceae)	Jilledu	Juice of leaves or latex used in snake bite
12	<i>Anodendron paniculatum</i> (Apocynaceae)	Athukudu teega	Exudate of the plant used in bone fractures
13	<i>Aerva lanata</i> (Amaranthaceae)	Pindi kura	Paste or curry of whole plant used to treat renal calculi
14	<i>Moringa concanensis</i> (Moringaceae)	Munaga	Fruits used for strengthening; aphrodisiac in nature
15	<i>Azadirachta indica</i> (Meliaceae)	Vepa	Paste of leaves used in skin diseases
16	<i>Woodfordia floribunda</i> (Lythraceae)	Jaaji	Paste made by rubbing seeds with water used to treat diarrhea
17	<i>Terminalia chebula</i> (Combretaceae)	Karakkaya	Powder of dried fruits used in cough
18	<i>Terminalia bellirica</i> (Combretaceae)	Taniikaya	Powder of fruits used in cough
19	<i>Phyllanthus reticulatus</i> (Phyllanthaceae)	Pulicheru	Decoction of fruits used in hemorrhoids
20	<i>Phyllanthus amarus</i> (Phyllanthaceae)	Nela usiri	Decoction of fruits used in jaundice

21	<i>Mucuna pruriens</i> (Fabaceae)	Dula gondi	Paste of seeds used in scorpion bite
22	<i>Coccinia grandis</i> (Cucurbitaceae)	Kaki donda	Different parts used in jaundice
23	<i>Ziziphus rugosa</i> (Rhamnaceae)	Enugu pariki	Paste of leaves tied as bandage on fractures
24	<i>Desmodium gangeticum</i> (Fabaceae)	Konda saru	Juice of leaves used in scorpion bite
25	<i>Tribulus lanuginosus</i> (Zygophyllaceae)	Palleru	Decoction of whole plant used in urinary tract disorders
26	<i>Cissus vitiginea</i> (Vitaceae)	Adavi draksha	Decoction of fruits used in stomach ache
27	<i>Dillenia pentagyna</i> (Dilleniaceae)	Chinna kalinga	Juice of leaves and decoction of roots used in fever
28	<i>Tinospora cordifolia</i> (Menispermaceae)	Tippa teega	Stem decoction powder extract used in jaundice and for strength
29	<i>Cyperus rotundus</i> (Cyperaceae)	Tunga	Paste of leaves used in scorpion bite
30	<i>Cheilocostus speciosus</i> (Costaceae)	Chengalva gadda	Paste of leaves used in herpes or chicken pox
31	<i>Gloriosa superba</i> (Colchicaceae)	Nabhi	Paste of leaves used in leprosy or skin diseases
32	<i>Litsea glutinosa</i> (Lauraceae)	Narra mamidi	Decoction of stem used in bone fractures
33	<i>Aristolochia indica</i> (Aristolochiaceae)	Gadida gadapa	Paste of leaves used in snake bite

Outcomes of Study

1. A total of 212 medicinal plant species were documented, mostly angiosperms, with only 3 under invasive concern and the rest under least concern.
2. Dominant families recorded were Fabaceae (27), Malvaceae (10), Amaranthaceae (8), Asteraceae (7), and several with 6 species each.
3. Thirty-three species were commonly used, of which 15 were most frequent; 90% for human use, 8% veterinary, and 2% for both.
4. Knowledge was held by traditional healers (aged 40–75 years), passed orally as cultural heritage.
5. Major threats identified were deforestation, water scarcity, modernization, and growing preference for allopathy.
6. Most species (94%) were indigenous, though some exotics were naturalized; several plants considered weeds by farmers had ethnomedicinal value.
7. Sacred groves and biodiversity hotspots still support conservation, but remain under increasing threat.

The present study highlights the importance of ethnobotanical knowledge documentation, which continues to serve as a cultural heritage among tribal communities. Knowledge was largely preserved through oral transmission, particularly among elderly healers, but its distribution was uneven across villages due to the local availability of specific plant species. Although many species were recognized by villagers, not all were actively used, reflecting a gradual decline in traditional practices. Deforestation, large-scale timber extraction, and water scarcity have further contributed to the disappearance of certain medicinal plants. This ecological decline has directly impacted the continuity of folklore medicine, with modern allopathic health programs penetrating remote areas and leading to reduced reliance on locally available remedies.^[23]

The study also revealed that while traditional plant conservation was once integral to tribal culture, processes of globalization and industrialization have altered local priorities. Younger generations show little interest in learning or preserving ethnobotanical traditions, leading to a widening gap in knowledge transmission. The dominance of dicot families such as Fabaceae and Malvaceae in ethnomedicinal use was

DISCUSSION

consistent with earlier research, but their role is under threat as communities increasingly adopt allopathic treatments for even minor ailments. In this context, community-led conservation initiatives, along with protection of sacred groves, biodiversity hotspots, and culturally significant forest patches, become essential. A participatory approach involving both government and local communities offers a sustainable model for conserving these medicinal species for future generations.^[24]

From the perspective of Ayurveda, ethnobotanical surveys bridge the gap between classical textual knowledge and living traditions. *Acharya Charaka* and *Acharya Sushruta* emphasized the use of regionally available plants, which resonates with the study's findings of locally adapted remedies for ailments like scorpion bites, fractures, and fevers. Such documentation not only safeguards indigenous wisdom but also provides valuable inputs for pharmacognosy and clinical practice. Field exposure to plant identification helps prevent adulteration in the raw drug market and strengthens applied *Dravyaguna Vigyana*. Moreover, incorporating folklore remedies into future pharmacological validation and formulation development could enhance Ayurveda pharmacology while simultaneously conserving biodiversity and cultural heritage.^[25]

CONCLUSION

This study documented 212 medicinal plant species from eight tribal villages of Eturnagaram Wildlife Sanctuary and Malluru Forest, highlighting their use in treating common ailments like scorpion bites, wounds, and fractures. Dominant families such as Fabaceae, Malvaceae, and Amaranthaceae reflect the rich ethnomedicinal diversity of the region. However, traditional knowledge, largely preserved by elderly healers, is under threat due to deforestation, modernization, and declining interest among youth. The findings stress the need for community-led conservation, integration of tribal wisdom with government policies, and scientific validation of frequently used species, offering scope for future research, drug development, and sustainable healthcare.

Scope for Future Work

1. Scientific studies on frequently used plants to develop safe and effective herbal formulations.
2. Exploration of plant uses in animal healthcare to strengthen veterinary support in remote areas.
3. Creation of multilingual databases for systematic recording of species, uses, and folklore traditions.
4. Involving tribal youth in ethnobotanical research and conservation to ensure continuity of knowledge.

5. Linking traditional wisdom with government policies and promoting eco-friendly income opportunities.
6. Reintroducing threatened species through nursery development and forest restoration in collaboration with local communities.

Significance of the Study (in short)

1. Preserves traditional ethnobotanical knowledge at risk of being lost.
2. Provides a baseline for future phytochemical and pharmacological research.
3. Offers insights into indigenous, self-reliant healthcare systems.
4. Guides conservation planning and sustainable resource management.
5. Promotes cultural heritage alongside biodiversity preservation.
6. Supports policy and development by integrating traditional medicine with healthcare.
7. Empowers communities and educates youth on conservation.
8. Creates scope for sustainable livelihoods through herbal products, nurseries, and eco-tourism.

Source of support: This research was supported by the Studentship Program for Ayurveda Research Ken (SPARK), Central Council for Research in Ayurvedic Sciences (CCRAS) under grant number SPARK/4388/841.

REFERENCES

1. Harshberger JW. The purposes of ethnobotany. *Botanical Gazette*. 1895; 21(3): 146–154.
2. Cotton CM. *Ethnobotany: Principles and Applications*. Chichester: Wiley; 1996.
3. WHO. *Traditional Medicine Strategy 2014–2023*. Geneva: World Health Organization; 2013.
4. Suthari S, Kandagatla R, Ragan A, Raju VS. Plant wealth of a sacred grove: Mallur Gutta, Telangana State, India. *International Journal of General Medicine*. 2016; 9: 369–381.
5. Rao RR. Traditional knowledge and sustainable development: key role of ethnobiologists. *Ethnobotany*. 1996; 8: 14–24.
6. Jain SK. *Manual of Ethnobotany*. 2nd ed. Jodhpur: Scientific Publishers; 1995.
7. Martin GJ. *Ethnobotany: A Methods Manual*. London: Chapman & Hall; 1995.
8. Balick MJ, Cox PA. *Plants, People and Culture: The Science of Ethnobotany*. New York: Scientific American Library; 1996.
9. Alexiades MN. *Selected Guidelines for Ethnobotanical Research: A Field Manual*. Bronx: The New York Botanical Garden; 1996.

10. Singh V, Reddy KN. Flora of Telangana. Vol I. Hyderabad: Botanical Survey of India; 2015.
11. Forest Department, Government of Telangana. Management Plan of Eturnagaram Wildlife Sanctuary 2015–2025. Hyderabad: Telangana Forest Department; 2015.
12. Schultes RE, Von Reis S. Ethnobotany: Evolution of a Discipline. Portland: Dioscorides Press; 1995.
13. Trotter RT, Logan MH. Informant consensus: a new approach for identifying potentially effective medicinal plants. In: Etkin NL, editor. Plants in Indigenous Medicine and Diet. New York: Redgrave; 1986. p. 91–112.
14. Bhatia H, Sharma YP, Manhas RK, Kumar K. Ethnomedicinal plants used by villagers in district Udhampur, J&K, India. Journal of Ethnopharmacology. 2014; 151(2): 1005–1018.
15. Prusti AB, Behera KK. Ethnomedicinal study of some plants used by local people of Nimapara block, Puri district, Odisha. Ethnobotanical Leaflets. 2007; 11: 123–140.
16. Uprety Y, Asselin H, Boon EK, Yadav S, Shrestha KK. Indigenous use and bio-efficacy of medicinal plants in the Rasuwa District, Central Nepal. Journal of Ethnobiology and Ethnomedicine. 2010; 6: 3.
17. Singh KN, Lal B. Ethnomedicines used against four common ailments by the tribal communities of Lahaul-Spiti in Western Himalaya. Journal of Ethnopharmacology. 2008; 115(1): 147–159.
18. Ved DK, Goraya GS. Demand and Supply of Medicinal Plants in India. Bangalore: FRLHT; 2007.
19. Kala CP. Ethnomedicinal botany of the Apatani in the Eastern Himalaya region of India. Journal of Ethnobiology and Ethnomedicine. 2005; 1: 11.
20. Jain SK, Rao RR. A Handbook of Field and Herbarium Methods. New Delhi: Today & Tomorrow's Printers; 1977.
21. Heinrich M, Ankli A, Frei B, Weimann C, Sticher O. Medicinal plants in Mexico: Healers' consensus and cultural importance. Social Science & Medicine. 1998; 47(11): 1859–1871.
22. Hamilton AC. Medicinal plants, conservation and livelihoods. Biodiversity and Conservation. 2004; 13: 1477–1517.
23. Reddy KN, Reddy CS. Traditional knowledge of Konda Reddi tribe of Khammam district, Andhra Pradesh. Indian Journal of Traditional Knowledge. 2008; 7(3): 423–429.
24. Phondani PC, Maikhuri RK, Kala CP. Ethnoveterinary uses of medicinal plants among traditional herbal healers in Alaknanda catchment of Uttarakhand, India. African Journal of Traditional, Complementary and Alternative Medicines. 2010; 7(3): 195–206.
25. Sajem AL, Gosai K. Traditional use of medicinal plants by the Jaintia tribes in North Cachar Hills district of Assam, northeast India. Journal of Ethnobiology and Ethnomedicine. 2006; 2: 33.

Cite this article as:

Sridhar Anishetty, Nikhitha Nellutla, Sateesh Suthari, Merugu Shirisha, A.V. Vasanthi. An Ethnobotanical and Folklore Study of Medicinal Plants in Eturnagaram Wildlife Sanctuary and Malluru Forest, Telangana. International Journal of Ayurveda and Pharma Research. 2025;13(8):53-79.

<https://doi.org/10.47070/ijapr.v13i8.3816>

Conflict of interest: None Declared

***Address for correspondence**

Dr. Sridhar Anishetty

Associate Professor,
Department of Dravyaguna,
Anantha Laxmi Govt Ayurvedic
Medical College, Warangal,
Telangana.

Email: drshridhar3@gmail.com

Disclaimer: IJAPR is solely owned by Mahadev Publications - dedicated to publish quality research, while every effort has been taken to verify the accuracy of the content published in our Journal. IJAPR cannot accept any responsibility or liability for the articles content which are published. The views expressed in articles by our contributing authors are not necessarily those of IJAPR editor or editorial board members.